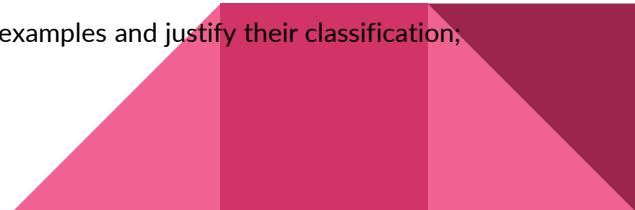


Concept Attainment

Criteria

Concept Attainment Lesson Steps

- 1) The teacher provides examples and non-examples of the concept. These can often be presented as a “Yes” (examples) and a “No” (non-examples).
- 2) Examples and non-examples are presented one set at a time.
 - Teacher has students focus on what the examples have in common (common attributes).. The teacher may provide other instructions, depending on age, complexity of the concept, and student familiarity with concept attainment. (eg. “Focus on the examples’ properties rather than their locations”).
 - Teacher also suggests to look at the non-examples and identify what attribute may be missing that makes it a non-example.
 - Developing opposite concepts (eg. cause and effect) can be accomplished by making a “Group A” and a “Group B.” Group A becomes the example for one concept and Group B the non-examples of the other concept, and vice-versa.
- 3) As examples and non-examples are presented, students are asked to hypothesize about the concept. In other words, students try to identify the essential attributes of the concept (and all the examples. If a student thinks she knows what the attributes are, she should provide an example rather than state what the attributes are to give others the opportunity to keep thinking.
- 4) Teacher encourages students to share the thinking that occurred during the process.
 - eg. “I thought the examples were _____, but when you presented the _____ example, my hypothesis did not fit any more.”
- 5) When the concept and essential attributes are identified,
 - the teacher can provide examples and non-examples for students to classify as examples or non-examples and justify their classification;
 - the students can be asked to find or generate more examples.



Imagine a family was considering which restaurant to go for supper.
They came up with this list of ideas.

YES

NO



What do the “Yes” items have in common?

YES

- how clean it is

NO

- if the restaurant name starts with Z

What do the “Yes” items have in common?

YES

- how clean it is
- cost

NO

- if the restaurant name starts with Z
- if it has 2 in its address

What do the “Yes” items have in common?

YES

- how clean it is
- cost
- how far away it is

NO

- if the restaurant name starts with Z
- if it has 2 in its address
- if it is on the north side of the street



What do the “Yes” items have in common?

YES

- how clean it is
- cost
- how far away it is
- how busy it gets

NO

- if the restaurant name starts with Z
- if it has 2 in its address
- if it is on the north side of the street
- how many legs are on the chairs

Which is a “Yes?” Which is a “No?”

YES

- how clean it is
- cost
- how far away it is
- how busy it gets

NO

- if the restaurant name starts with Z
- if it has 2 in its address
- if it is on the north side of the street
- how many legs are on the chairs

the menu



where the washrooms
are located



Which is a “Yes?” Which is a “No?”

YES

- how clean it is
- cost
- how far away it is
- how busy it gets
- **what the menu is**

NO

- if the restaurant name starts with Z
- if it has 2 in its address
- if it is on the north side of the street
- how many legs are on the chairs
- **where the washrooms are located**

The “Yes” items are ideas we we consider (think about or focus on) when making a judgment, decision, observation, comparison and contrast, etc.

YES

- how clean it is
- cost
- how far away it is
- how busy it gets
- what the menu is

NO

- if the restaurant name starts with Z
- if it has 2 in its address
- if it is on the north side of the street
- how many legs are on the chairs
- where the washrooms are located

The items that you chose for “Yes” column would be considered **criteria**.

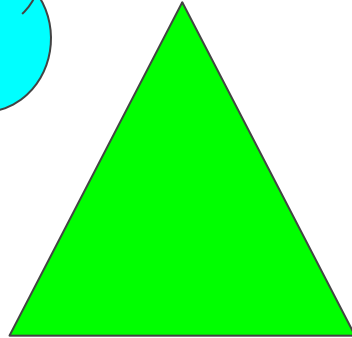






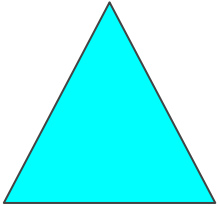

Criteria

- how clean it is
- cost
- how far away it is
- how busy it gets
- what the menu is

NO

- if the restaurant name starts with Z
- if it has 2 in its address
- if it is on the north side of the street
- how many legs are on the chairs
- where the washrooms are located

What criteria **criteria** could you use to sort these images into groups?



Framer Model

Criteria

